

PRISMA HEALTHSM

System-wide Student Parking

Prisma Health–Upstate Campus Maps & Parking Information

Table of Contents

Baptist Easley Medical Center	5
Cross Creek Professional Park	6
Greenville Memorial Medical Campus	7
Greer Medical Campus	8
Laurens Memorial Medical Campus	9
North Greenville Medical Campus	10
Oconee Memorial Medical Campus	11
Patewood Medical Campus	12
Simpsonville Medical Campus	13

Prisma Health–Midlands Campus Maps & Parking Information

Table of Contents

Baptist Hospital	15
Baptist Parkridge Hospital	16
Children’s Hospital–Midlands	17
Heart Hospital	18
Richland Hospital	19
Tuomey Hospital	22

PRISMA HEALTHSM

Upstate Facilities

Baptist Easley Medical Campus

200 Fleetwood Drive
Easley, SC 29640
864.442.7200

Students/faculty are authorized to park in the parking area adjacent to the side of the hospital, utilizing white-lined spaces (entrance on Richard St. and John St.).



Cross Creek Professional Park

Doctors Drive • Greenville, SC 29605
(864) 455-7000 • ghs.org

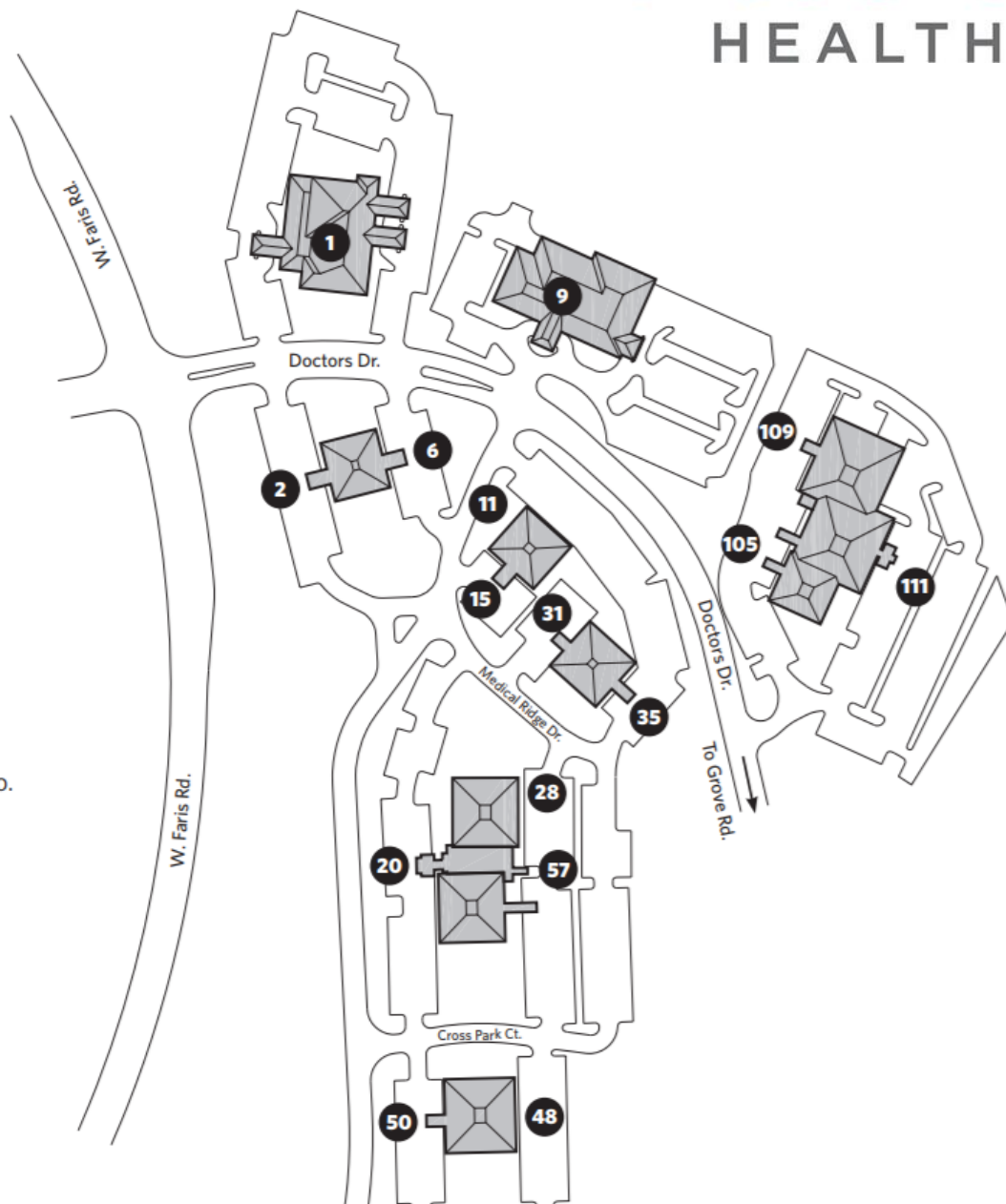
Buildings and locations

1. Jervey Eye Group
2. Proaxis Therapy
6. The Hand Specialists at Steadman Hawkins
9. Cross Creek Surgery Center
11. Regional Urology
15. Regional Urology
20. Center for Pediatric Medicine
28. Dermatology Associates
31. GHS Gastroenterology
35. Greenville Midwifery Care
48. Pediatric Surgery, Pediatric Neurosurgery
50. Cross Creek Internal Medicine
57. Pediatric Rapid Access
105. SE Neurosurgical, Steadman Hawkins, Dept. of Ortho.
109. Upstate Medical Rehab, SE Neurosurgical
111. Upstate Medical Rehab, SE Neurosurgical, Proaxis Therapy, Upstate Pharmacy

Students/faculty may park in regular parking areas, but in the furthest spaces from the practice entrance.

PRISMA

HEALTHSM



Directions to Cross Creek Professional Park

Directions From Spartanburg

- Take I-85 South to Exit 44 (White Horse Rd.).
- Turn right onto White Horse Rd.
- Turn right at the second traffic light (Grove Rd.).
- At Faris Rd. light, turn right.
- Make a right at the first light into Cross Creek.

Directions From Anderson

- Take I-85 North to Exit 42 (1-185).
- Travel into Greenville for approximately three miles.
- You will come to a stoplight (Kmart will be on your left).
- Turn right onto Henrydale Drive.
- Make a right at the light; then turn left at the next stoplight (Faris Rd.).
- Turn right at the next light into Cross Creek.

Directions From North Greenville

- Take Hwy. 25 South to Travelers Rest.
- Hwy. 25 will merge with Hwy 276.
- Stay on Hwy. 276 into downtown Greenville.
- Turn right onto Hwy. 29 (Church St.).
- Turn left at the seventh light onto Henrydale.
- Make a right at the light; then turn left at the next stoplight (Faris Rd.).
- Turn right at the next light into Cross Creek.

Directions From Easley/Seneca

- Take Hwy. 123 to Greenville.
- Turn right onto W. Washington St. (at the Clock Drive-in).
- Turn right at the fourth light into Cross Creek.

Directions From Laurens

- Take I-385 to 276 (Mauldin/Standing Springs Rd. exit).
- At the second light (the BP gas station), turn left onto Mauldin Rd.
- Mauldin Rd. intersects with Augusta St. in about two miles.
- Follow Augusta St. to Grove Rd.; turn left.
- Turn left at the second light (Faris Rd.).
- Turn right at the next light into Cross Creek.

Directions From Greenwood

- Take Hwy. 25 (White Horse Rd.) around Greenville.
- Turn right at Grove Rd. (Hwy. 20).
- Turn right at Faris Rd. light.
- Turn right at the next light into Cross Creek.

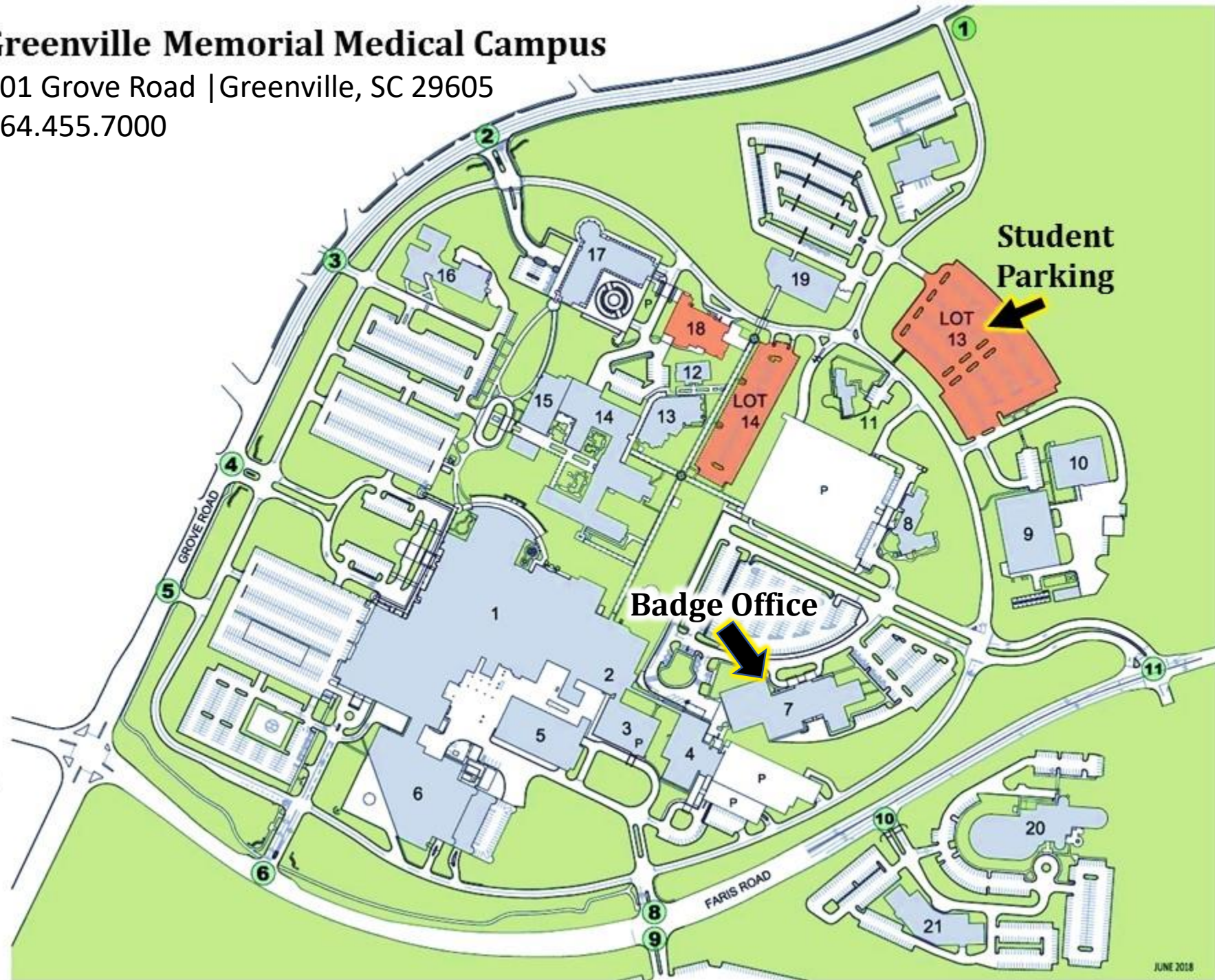
Greenville Memorial Medical Campus

701 Grove Road | Greenville, SC 29605

864.455.7000

Building Legend

1. Greenville Memorial Hospital
 2. Roger C. Peace Hospital
 3. Cancer Treatment Center
 4. Memorial Medical Office Building
 5. Research Center
 6. Shiners' Hospital
 7. Medical Center Clinics
 8. Childcare Center
 9. Central Energy Plant
 10. Facilities Development
 11. Child & Adolescent Center
 12. Children's Residence
 13. Adolescent Center
 14. Marshall I. Pickens Hospital
 15. Health Sciences Administration
 16. Employee Services Center
 17. USC School of Medicine Greenville
 18. Clemson University Nursing
 19. Information Services Center
 20. Life Center
 21. Center for Family Medicine
- P. Parking



Greer Medical Campus

830 S. Buncombe Road • Greer, SC 29650
(864) 797-8000 • ghs.org

Buildings and locations

1. Greer Memorial Hospital

1st Floor: Adult & Pediatric Emergency Trauma Center, Mammography, Lab, Radiology, Hospitality Shop
2nd Floor: Surgery Waiting, Women's Center/The Family Birthplace
Garden Level: Pharmacy, Skylight Café, Volunteer Services

2. Patient Bed Tower

1st Floor: Intensive Care Unit (ICU) & Family Waiting Room, I-CARE Unit
2nd Floor: Med-Surg Unit & Family Waiting Room

3. Medical Office Building (315 Medical Parkway)

1st Floor: Proaxis Therapy, Steadman Hawkins Clinic of the Carolinas
2nd Floor: Carolina Cardiology Consultants, HeartLife® Pulmonary Rehabilitation

4. Medical Office Building (325 Medical Parkway)

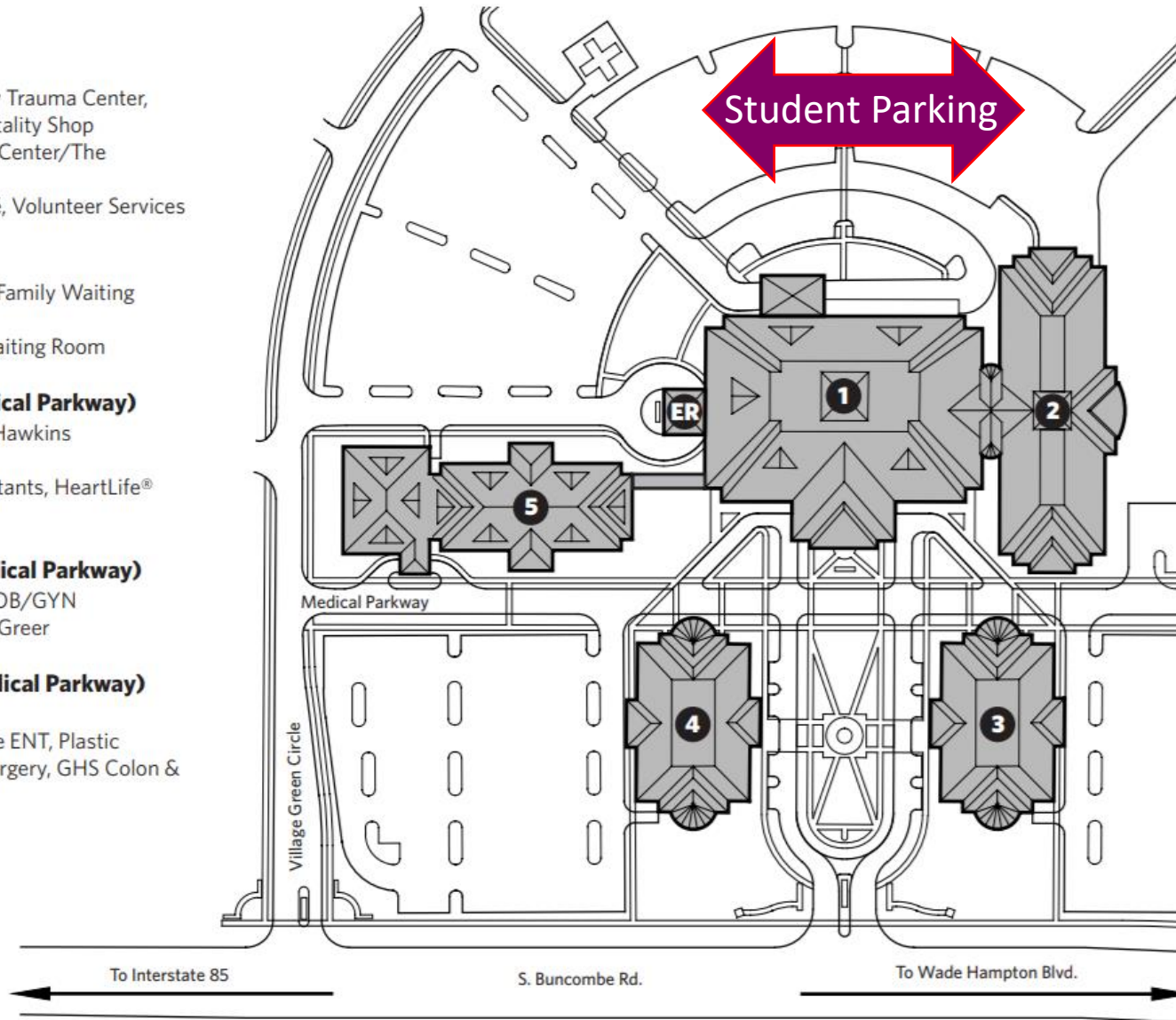
1st Floor: The Children's Clinic, Greer OB/GYN
2nd Floor: Cypress Internal Medicine-Greer

5. Medical Office Building (340 Medical Parkway)

1st Floor: GHS Cancer Institute
2nd Floor: Regional Urology, Greenville ENT, Plastic Surgery & Aesthetics, GHS General Surgery, GHS Colon & Rectal Surgery

PRISMA

HEALTHSM



Directions to Greer Medical Campus

From I-85 South (from Spartanburg)

Take Exit 56 (Hwy. 14). Turn right onto Hwy. 14 West toward Greer for approximately 3 miles. Bear left onto S. Buncombe Rd. The campus is approximately 1 mile on the left.

From I-85 North (toward Spartanburg)

Take Exit 56 (Hwy. 14). Turn left onto Hwy. 14 West toward Greer for approximately 3 miles. Bear left onto S. Buncombe Rd. The campus is approximately 1 mile on the left.

From Greenville

Follow Hwy. 29 (Wade Hampton Blvd.) to Hwy. 290 (S. Buncombe Rd.). Turn right onto S. Buncombe Rd. The campus is 1.2 miles on the right.

From Greer

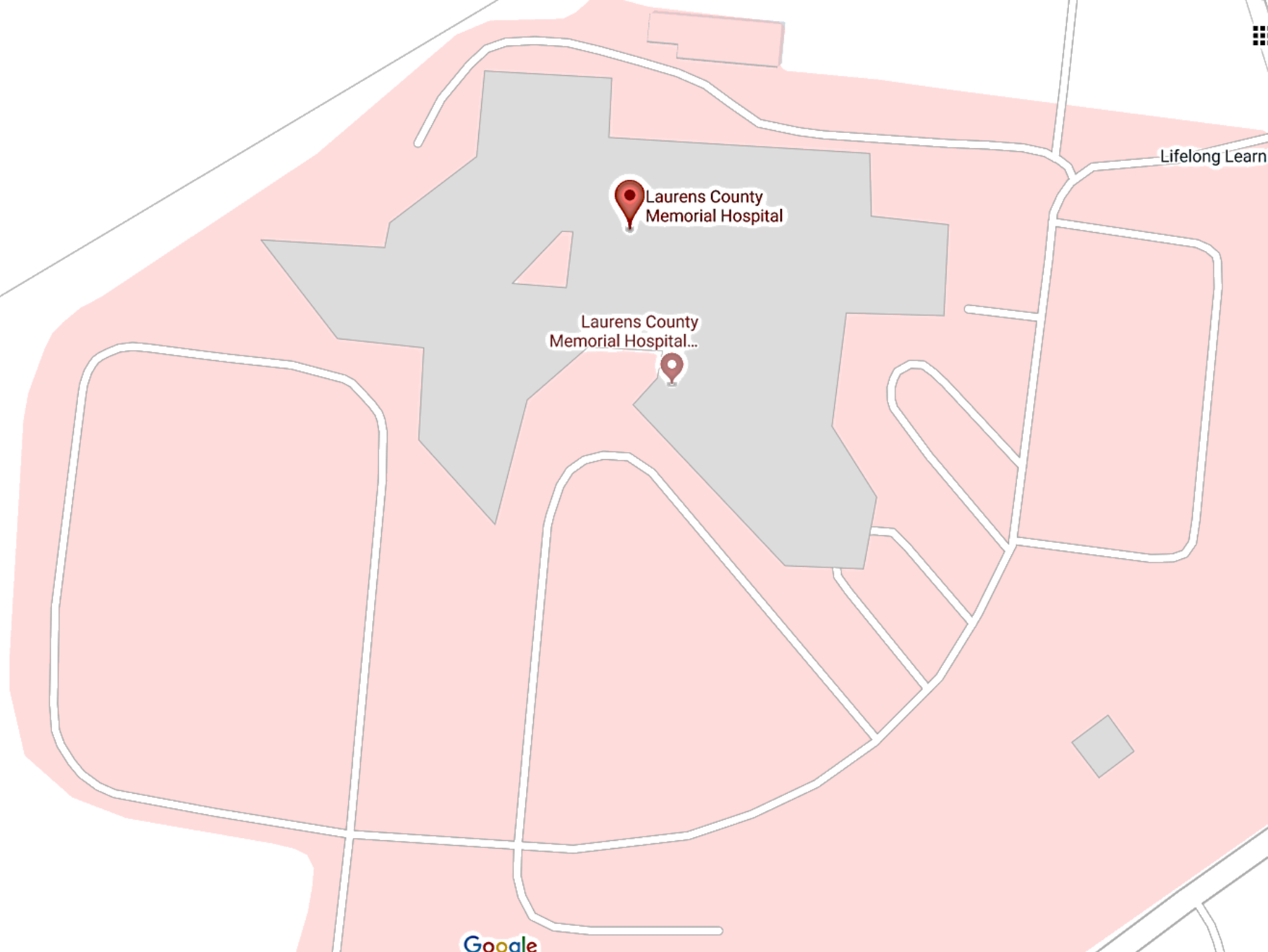
Follow Hwy. 29 (Wade Hampton Blvd.) to Hwy. 290 (S. Buncombe Rd.). Turn left onto S. Buncombe Rd. The campus is 1.2 miles on the right.

Student/Faculty parking is located behind the hospital, below the physician parking area between the helicopter landing area and the back dock to the hospital. For the Medical Office Buildings, park in spaces closest to SC 14.

Laurens Medical Campus

22725 Hwy. 76 East
Clinton, SC 29325
864.833.9100

Students/faculty may park in the
general parking area, furthest
spaces from the entrance.

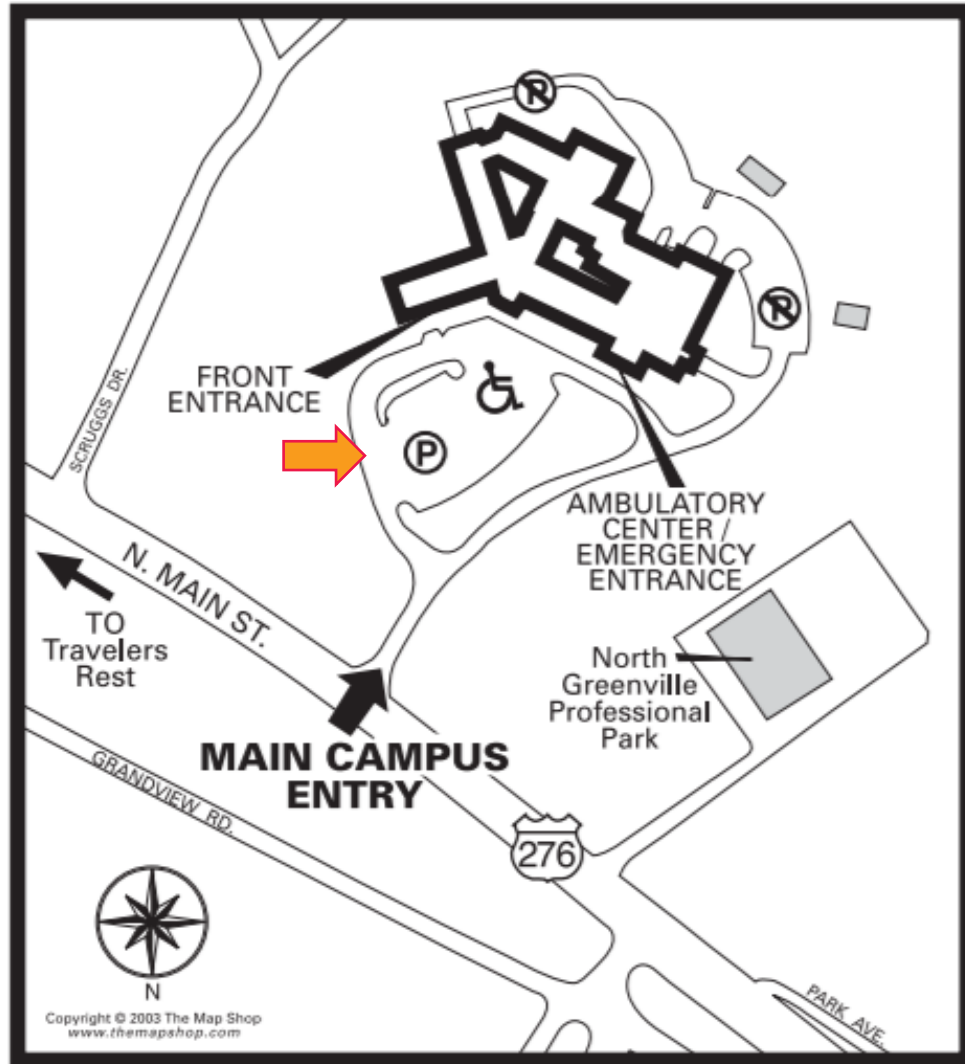





North Greenville Medical Campus

Hwy 276 • Travelers Rest, SC 29690-1598

864-834-5132

PRISMA
HEALTHSM



-  Visitor Parking
-  No Parking / Reserved
-  Permit Parking

Directions from Greenville

- Take Hwy 276 North to Travelers Rest
- Hwy 25 will merge with Hwy 276 about a mile past Furman University
- Stay left on Hwy 276 through Travelers Rest
- As you go under the underpass and pass the Hampton Inn on right, North Greenville Campus will be on the left approximately 1.5 miles

Students/faculty are authorized to park in the front parking area.

Oconee Medical Campus
 298 Memorial Drive
 Seneca, SC 29672
 864.482.3100



Students/faculty may park in the employee lots behind the hospital and enter the building at the staff entrance (starred).

Patewood Medical Campus

200 Patewood Drive • Greenville, SC 29615
(864) 797-1000 • ghs.org

Buildings and locations

1. Patewood Memorial Hospital

Short-stay surgical hospital: total joint replacement, simple spine, gynecology, breast, cosmetic, ENT, general surgery, sports medicine, procedural pain management.

2. Building 200A

- GHS Outpatient Services: Lab, mammography, CT, MRI, ultrasound, bone density, Breast Imaging Center, Outpatient Surgery/GI
- GHS Breast Health Center
- GHS Carolina Pediatrics of Greenville
- GHS Children's Hospital Outpatient Center
- Equipped for Life™ (pediatric medical equipment)
- Perks Café

3. Building 200B

- Carolina Cornea & Laser Center
- Gastroenterology Associates
- Greenville Endoscopy Center
- Medequip (medical equipment/supplies)
- GHS Medicine Offices: Internal Medicine, Lung Center (Pulmonary, Critical Care, Sleep), Neuroscience Associates
- GHS Surgery Offices: Endocrine Surgery, General Surgery, Greenville ENT Associates, Plastic Surgery & Aesthetics
- Upstate Pharmacy Eastside

4. Building 200C

- GHS Bioskills Laboratory & Surgical Innovation Center
- Clemson University Bioengineering Research
- GHS Institute for Musculoskeletal Health & Wellness: Includes Steadman Hawkins Clinic of the Carolinas, Acceleration Sports Institute, Proaxis Therapy, SHIFT Clinic
- Orthopaedic Research Foundation of the Carolinas
- GHS Vascular Health Alliance: Includes Center for Amputation Prevention, Coumadin Clinic, Diagnostic Testing, Vascular Lab, Endovascular & Vascular Surgery, Vein Center, Wound Care Center, Hyperbaric Oxygen Therapy

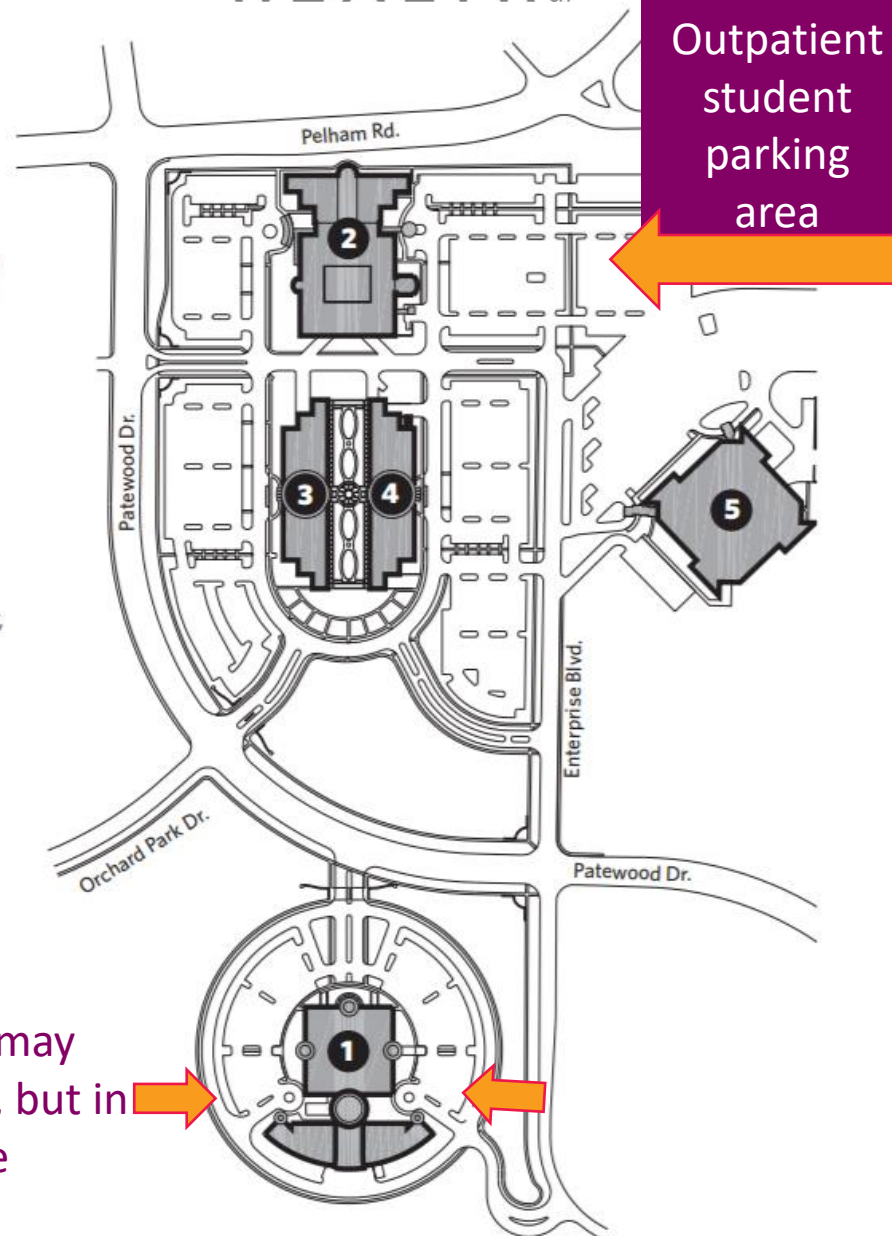
5. Patewood Center

Includes GHS Patient Account Services, Center for Success in Aging, Children's Advocacy/Safe Kids™ Upstate Coalition, Rheumatology

Located adjacent to Patewood Medical Campus is The Gardens at Eastside, which provides assisted living and memory care.

Hospital – Students/faculty may park in regular parking area, but in the furthest spaces from the entrance.

PRISMA HEALTHSM



Directions to Patewood Medical Campus/ Patewood Memorial Hospital

From Greenville Memorial Medical Campus Main Entrance

- Turn right onto Grove Rd.; take an immediate left at the light onto Henrydale Dr.
- At the next light, turn right onto Mills Ave., which turns into S. Church St.
- Once downtown, turn right onto E. North St., which turns into I-385 South (follow signs for I-385).
- Take Exit 39 (Haywood Rd.).
- Turn left onto Haywood Rd.
- At the second light, turn right onto Orchard Park Dr.
- For medical offices, cross Patewood Dr. (second light) and enter Patewood Medical Campus.
- For Patewood Memorial Hospital, turn right onto Patewood Dr.; the hospital will be just ahead on the right.

From Greenville-Spartanburg Airport

- Go southeast on GSP Drive.
- Merge onto I-85 South via the ramp to Greenville.
- After approximately 6 miles, merge onto I-385 North to Greenville.
- Take Exit 39 (Haywood Rd.).
- Turn right onto Haywood Rd.
- At the next light, turn right onto Orchard Park Dr. (second light) and enter Patewood Medical Campus.
- For Patewood Memorial Hospital, turn right onto Patewood Dr.; the hospital will be just ahead on the right.

From Greer

- Take Hwy. 14 South to Brushy Creek Rd.; turn right.
- After approximately 3 miles (the name will change to Old Spartanburg Rd. and then E. North St.), turn left at the light onto Mitchell Rd.
- Proceed until Mitchell Rd. dead ends into Hudson Rd.; turn right.
- Continue less than 1 mile; cross Pelham Rd. (Hudson rd. becomes Patewood Dr.).
- For medical offices, turn left at the next light and enter Patewood Medical Campus.
- For Patewood Memorial Hospital, continue through the light; the hospital will be just ahead on the right.

Simpsonville Medical Campus

729 S.E. Main St. • Simpsonville, SC 29681

(864) 454-6100 • ghs.org



Buildings and locations

Hillcrest Memorial Hospital (HMH)

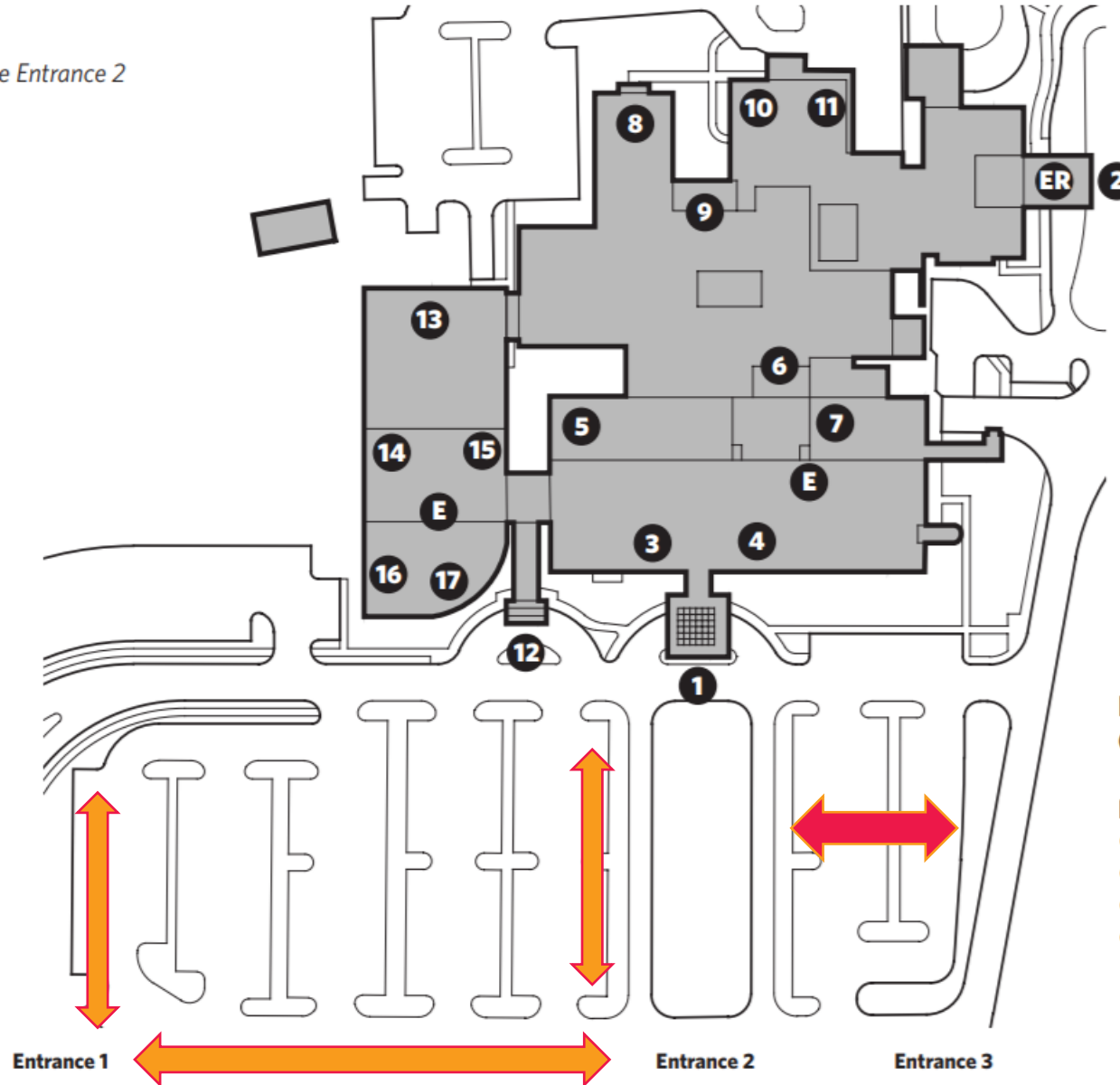
Use Entrance 3 for ER; for all other hospital services, use Entrance 2

1. HMH Entrance
2. Emergency Department & Entrance
3. Business Office
4. Hospitality Shop
5. Pharmacy
6. GI Lab
7. Lab/Radiology
8. Intensive Care Unit (ICU)
9. Surgery Waiting
10. Respiratory Therapy
11. Cafeteria
- E Elevators to 2nd Floor (Med-Surg Unit)

Hillcrest Medical Offices (727 S.E. Main St.)

Use Entrance 1

12. Office Entrance
13. Mammography/MRI Suite
14. GHS Department of General Surgery
15. Carolina Regional Nephrology
16. Greenville Ob Gyn Associates
17. The Children's Clinic
- E Elevator to Floors 2 & 3
 - 2nd Floor: Proaxis Therapy, Steadman Hawkins Clinic of the Carolinas
 - 3rd Floor: Heritage Pediatrics & Internal Medicine, Dr. Humeniuk, GHS Colon & Rectal Surgery



Students/faculty working between the hours of 6 a.m. and 7 p.m. **are only** permitted to park in the front perimeter parking lane (closest to Main Street) and first parking island closest to the main entrance (orange arrows).

Students/faculty working 7 p.m. to 7 a.m. may park at the front of the hospital in the lot directly in front of the lab (red arrow).

Directions to Simpsonville Medical Campus (SMC)

From I-85

- Take I-385 South toward Columbia.
- Take Exit 31.
- Turn left onto Hwy. 417 (it will become Main St.).
- Hillcrest Memorial Hospital and Hillcrest Medical Offices will be on your left (just past the road to Hillcrest High School).

PRISMA HEALTHSM

Midlands Facilities

There are different parking areas for team members depending on the department in which you work as well as general team member parking areas. Please check with your preceptor/supervisor or Security Services if you are unsure of where to park.

Baptist

Tower Building, 1st Floor

803-296-8511

PHBParking@PrismaHealth.org

Baptist Parkridge

400 Building, 1st Floor

803-907-8005

PHBPParking@PrismaHealth.org

Richland

5 Medical Park, 1st Floor

803-434-1418

PHRParking@PrismaHealth.org

Prisma Health Baptist Hospital

Taylor at Marion Street
Columbia, SC 29220
803.296.4010

Students may park in the team member parking garage at the corner of Hampton & Marion Streets.

The entrance is on Marion St.



Prisma Health Baptist Parkridge Hospital

400 Palmetto Health Parkway

Columbia, SC 29212

803.907.7000

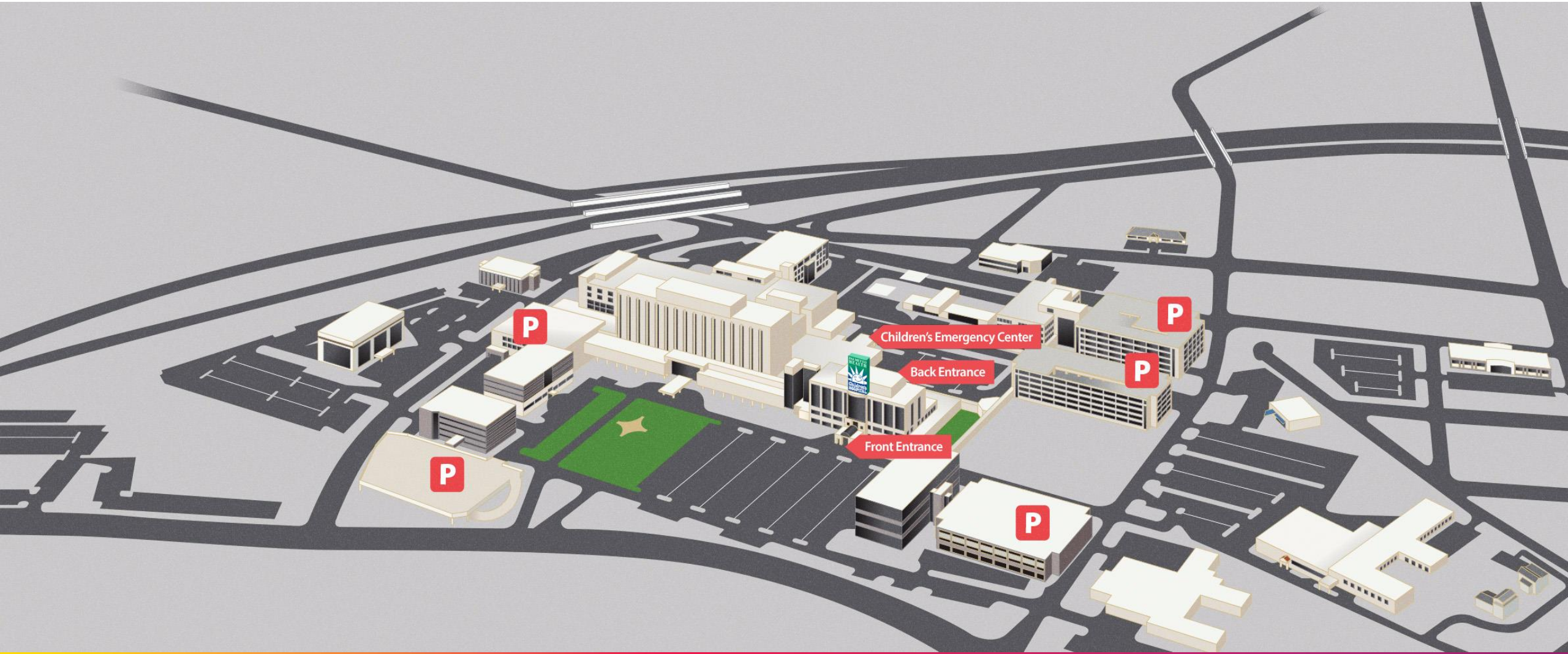


Prisma Health Children's Hospital—Midlands

7 Richland Medical Park Drive

Columbia, SC 29203

803.296.5437

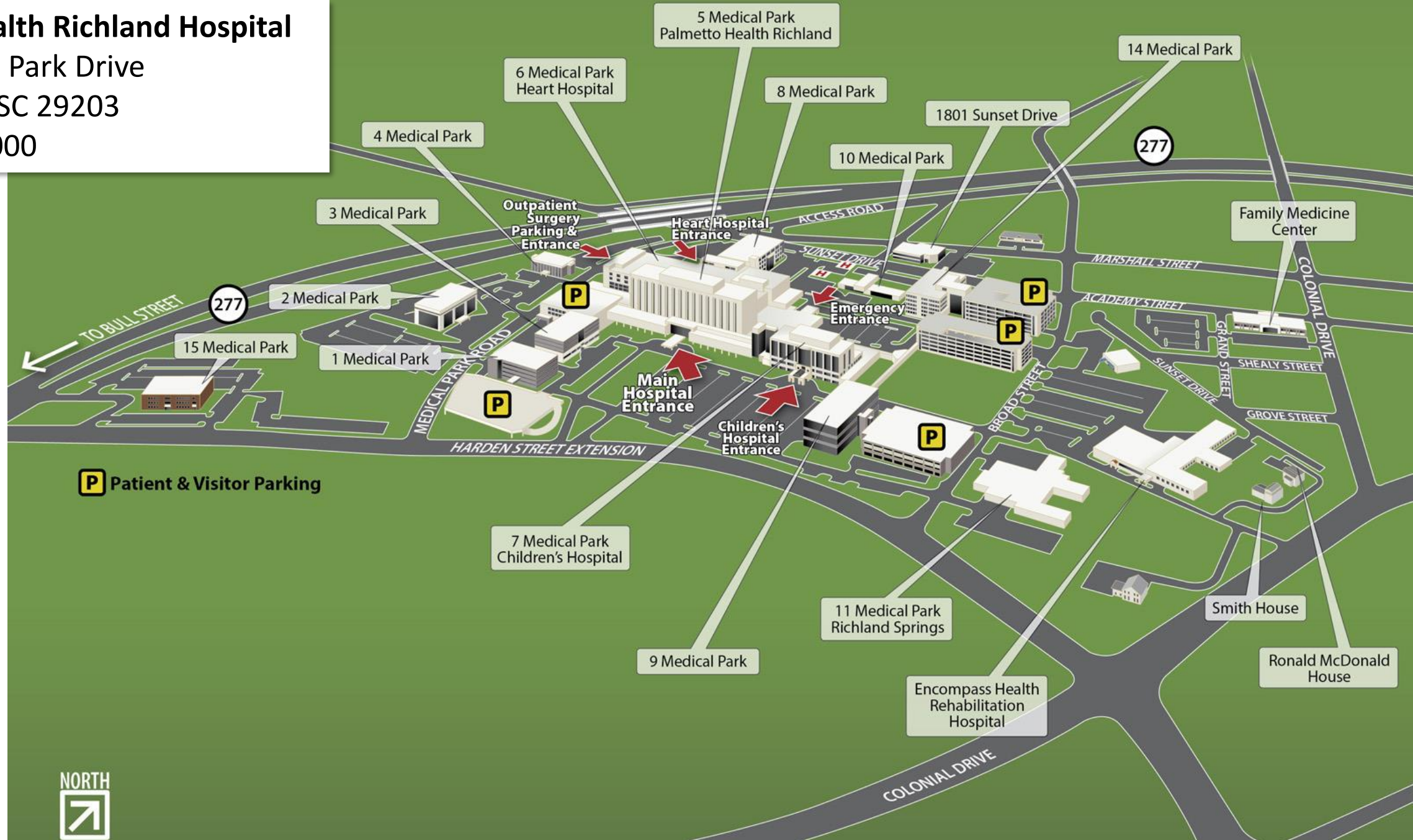


Prisma Health Heart Hospital
6 Richland Medical Park Drive
Columbia, SC 29203
803.434.7000



Prisma Health Richland Hospital

15 Medical Park Drive
Columbia, SC 29203
803.434.7000



Prisma Health Richland Hospital

15 Medical Park Drive
Columbia, SC 29203
803.434.7000



Because your health matters to us.
Our entire campus (area within green) is now **TOBACCO-FREE**

- P** Garage Parking
- P** Parking
- Brown** USC School of Medicine
- Red** Emergency
- M** Main Entrances
- Green** Tobacco-free area

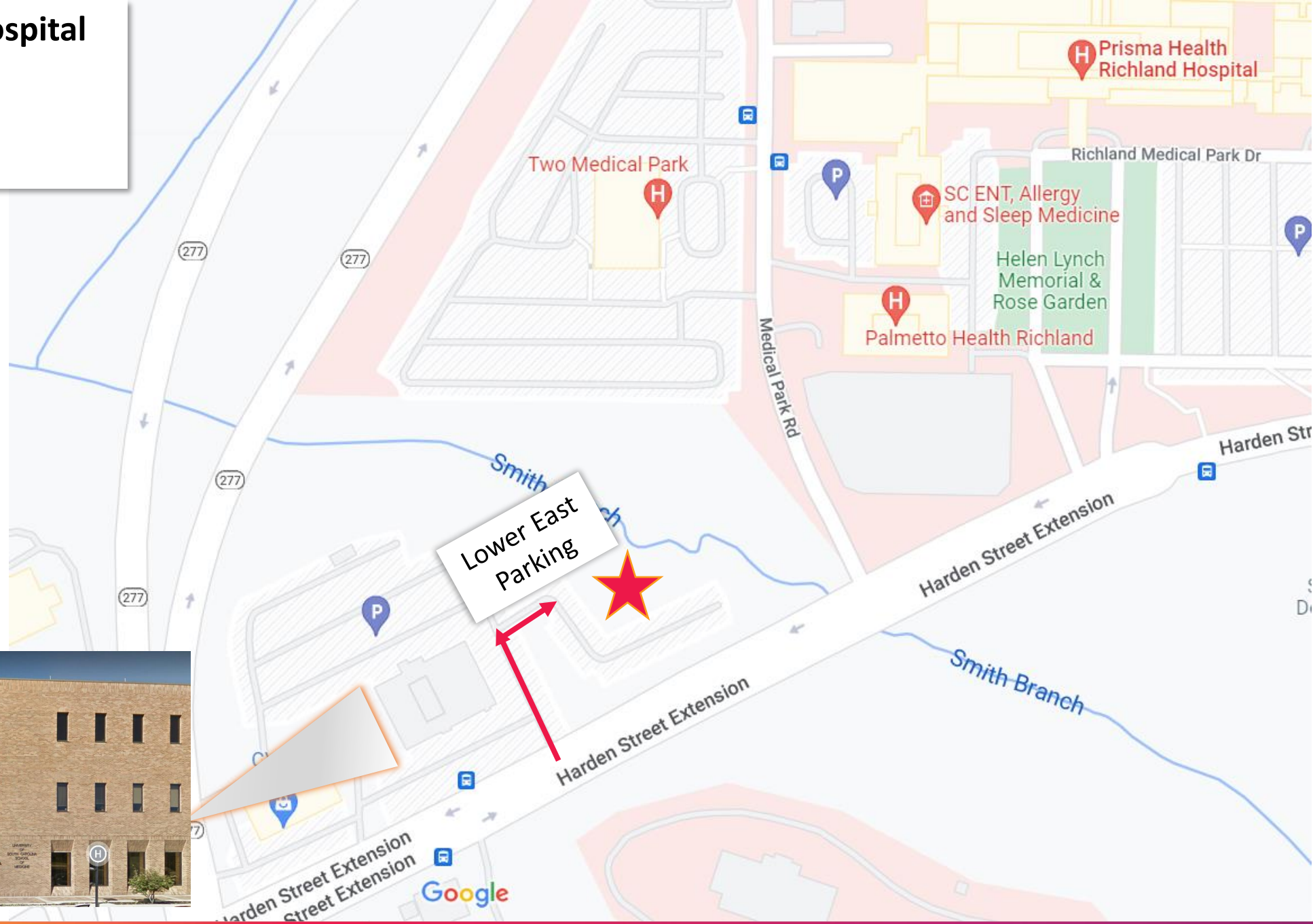
Tobacco use is permitted on the public sidewalks around the perimeter of our campus (Harden Street Extension and Medical Park, Sunset and Colonial Drives).

PR-307-05/08

Prisma Health Richland Hospital

15 Medical Park Drive
Columbia, SC 29203
803.434.7000

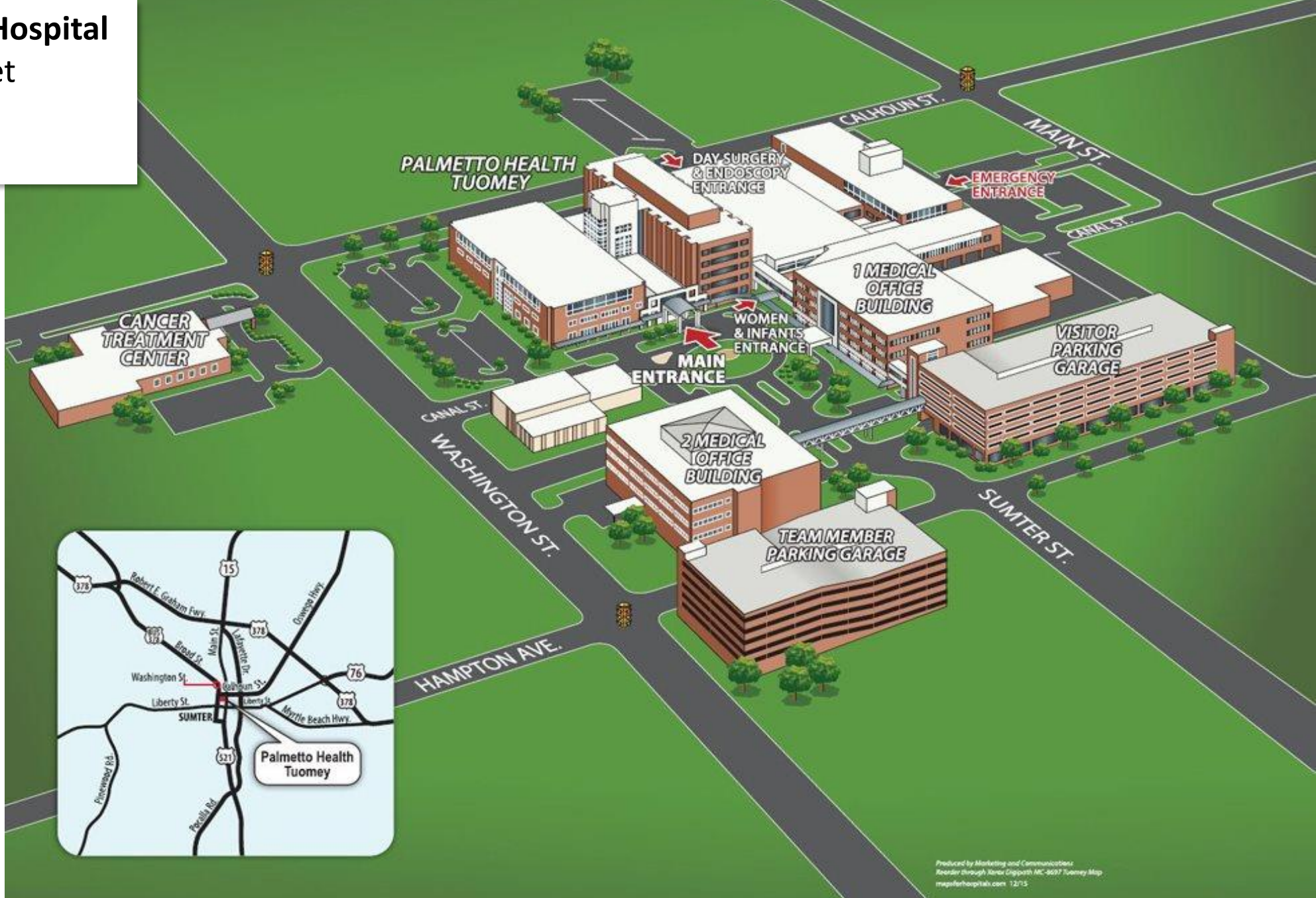
Student parking is to the right of the 3555 Harden Street Extension building.



Prisma Health Tuomey Hospital

129 N. Washington Street
Sumter, SC 29150
803.774.9000

Students may park in
the team member
parking garage at
155 W. Hampton Ave.



Produced by Marketing and Communications
Render through Rexel Clippath MC-9697 Tuomey Map
mapofrhopitals.com 12/15

Other Facilities

- For any facility that is not included, please refer to your Prisma Health preceptor or supervisor for instructions on parking.
- You may also find a comprehensive list of Prisma Health locations and directions/maps on the **Prisma Go App** available on [Google Play](#) and the [App Store](#).

It is recommended that valuables such as purses, computers, phones, etc., be locked in the trunk or dash of vehicles and not left inside vehicles in visible view. Any problems related to vehicles while parked should be reported to security.

Security Contacts:

Baptist: 803.296.8000
Parkridge: 803.907.8000

Richland: 803.434.8000
Upstate: 864.455.7931